

Guide to access online presentation to:

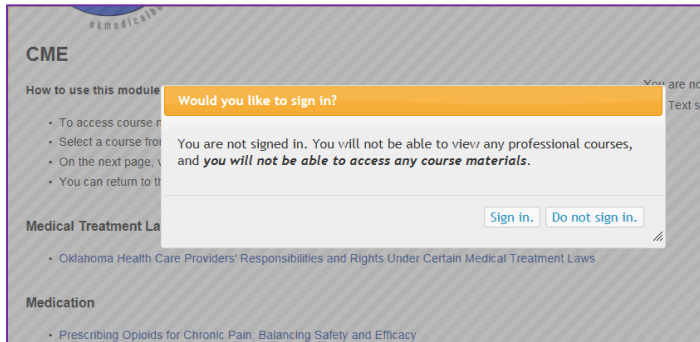
Oklahoma Health Care Providers' Responsibilities and rights Under Certain medical treatment Laws

From Medical Board's Home page: www.okmedicalboard.org

Step 1 - Click on "Education" or the yellow button labeled "Visit Now"



Step 2 - Click "Sign In"



Step 3 - If you already created a login for the "Education" site, enter it here and skip to Step 8.

If this is your first time please click on "Sign UP"

A screenshot of a login form. It features a 'Login:' heading, followed by two input fields: 'Email address:' and 'Password:'. Below the fields is a blue 'Sign in' button. Underneath the button are two links: 'Don't have a login yet? Sign up!' and 'Forgot your password? Reset it.'.

Note: This is not the same login you use/used for license renewal, initial application, checking status of application, subscriber login, or any other login establish by the Board.

Guide to access online presentation to:

Oklahoma Health Care Providers' Responsibilities and rights Under Certain medical treatment Laws

Step 4 – New account set up page: All Medical Board Licensed Professionals use the “Professional” sign up section.

All others; Public, and other professionals (not licensed by Medical Board like DOs, Nurses, attorneys, et al) – use the “Public” section.



Sign up process is not complete until you click on a validation link that will be sent to you via the email address you provided. Make sure to provide your individual email address and not a group or your staff's email address. (If you didn't receive an email within 5 minutes please check your spam/Junk folder)

Sign up

<p>Professional</p> <p>Register for a professional account using your medical license. (Doing so will allow access to license-specific courses and track your progress, including quizzes and tests.)</p> <p><i>Note: if you have multiple licenses, you may use any of them as long as you correctly match the license # to type.</i></p> <p>Choose your login credential:</p> <p>Email address: <input type="text"/></p> <p>Medical license information:</p> <p>Please verify your identity using one of the following two options:</p> <p>1. I am a licensed medical professional:</p> <p>License #: <input type="text"/></p>	<p>Public</p> <p>Please only register for a public account if you are not a licensed professional. If you are a licensed professional, please enter your data in the form to the left.</p> <p>Choose your login credentials:</p> <p>First name: <input type="text"/></p> <p>Last name: <input type="text"/></p> <p>Email address: <input type="text"/></p> <p><input type="button" value="Register as public user"/></p>
--	---

Step 5 – You will see the page below after the registration process above is complete:

OKLAHOMA MEDICAL BOARD
okmedicalboard.org

Medical Board Home | Search Licensees | Contact | Public Info | Professional Resources | Boards and Committees | Site Map

CME Text size: [Smaller](#) | [Bigger](#)

Registration in progress

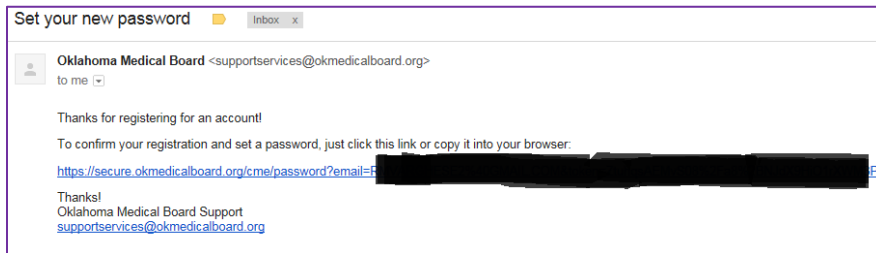
We have sent you an email to verify your email address. The message also contains instructions to set your password. Once you have received the email, follow the instructions to complete your registration.

In the meantime, you may return to the home page.

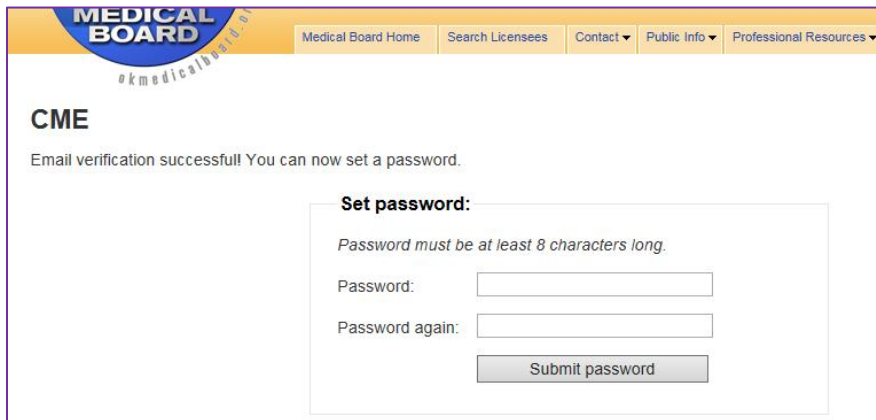
**Guide to access online presentation to:
Oklahoma Health Care Providers' Responsibilities and rights Under Certain medical treatment Laws**

Step 6 – Check your email inbox for an email from supportservices@okmedicalboard.org – see example below: You may ask your IT staff to add supportservices@okmedicalboard.org email address to the white list/approved sender list.

Click on the link in the email:



Step 7 – Set your Password:



Step 8 – Click on the link to access Medical Treatment Laws' course:

